



Gunpowder Poetry Sampler

"Rain of Bulls" by Jim Peterson from *Original Face* (Gunpowder Press, 2015)

"Bee 1" from *Unfinished City: Poems* by Nan Cohen (Gunpowder Press, 2017)

"Within Another Life" from *Shaping Water: Poems* by Barry Spacks (Gunpowder Press, 2015)

"Word: Phrase: Poem." from *Instead of Sadness: Poems* by Catherine Abbey Hodges (Gunpowder Press, 2015)

"Gold" from *Burning Down Disneyland: Poems* by Kurt Olsson (Gunpowder Press, 2017)

"Auld Lang Syne" from *The Tarnation of Faust: Poems* by David Case (Gunpowder Press, 2014)

"Gold" from *Burning Down Disneyland: Poems* by Kurt Olsson (Gunpowder Press, 2017)

"Auld Lang Syne" from *The Tarnation of Faust: Poems* by David Case (Gunpowder Press, 2014)

Folding instructions, more poems, and books online
www.gunpowderpoetry.com
Santa Barbara, California

All poems © the poets

or east or west? What cloud coalesced to create them? What earth awaits their seed?

But what good would flight do them in a place that knows no north or south

quiver as if to transform into wings.

The great muscles of their haunches

ripping the air like knife blades in a sheet.

the lids may split, tails askew, horns

They plunge through space spread-eagled, eyes stretched so open wide

as a boulder, or a pane of glass,

or a door that suffers every time it's slammed.

If I return a boulder, love, some summer day

come sit by me and contemplate these horses

and these hills.

And if a windowpane, gaze through to see

the meadow on our walks where the brown

geese strut.

And if I am a door, come home through me,

be sure I'll keep you safe.

And if a knotted, twisted rope,

from long self-clenching and complexity,

oh love, unbind, unbraided me then

until I flow again like windswept hair.

Rain of Bulls

Jim Peterson

Word: Phrase: Poem.

Catherine Abbey Hodges

Does it create like the bee at the sage its own small wind?

Like the ant, does it carry something larger than itself without swaggering?

Auld Lang Syne

David Case

KUSC, New Year's Day: *La Création du Monde*. Milhaud makes the world

sound as ugly as it most often is right from the start. All I want,

Daniel, is a sleep in which

I can remember you: Why do I

feel your body, rich, deliriant,

several revolving years away

when I drained the cup only hours

ago? "Happy New Year," you

whispered

as everything arrived, knowing

the separation would be all the

sharper.

Within Another Life

Barry Spacks

Those whose days were grudging or confused may come back trapped within another life

as a boulder, or a pane of glass,

or a door that suffers every time it's slammed.

If I return a boulder, love, some summer day

come sit by me and contemplate these horses

and these hills.

And if a windowpane, gaze through to see

the meadow on our walks where the brown

geese strut.

And if I am a door, come home through me,

be sure I'll keep you safe.

And if a knotted, twisted rope,

from long self-clenching and complexity,

oh love, unbind, unbraided me then

until I flow again like windswept hair.

Bee 1

Nan Cohen

A honeybee, dusted with pollen, pushing her head deeply into a white flower.


Is me, pushing my head into this moment as if I could live in it forever.

As if I could become, not just this—but the idea of—a white flower.

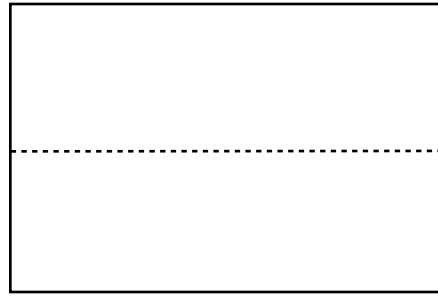
As if I were, not just this—but the idea of—honeybee.

As if I were not standing here, watching bee enter flower, flower enfold bee.

How to Make a Six-Page Book With One Sheet of Paper!



1. One sheet of white paper.
12" X 18" is a good size to use.




2. Fold in half lengthwise. Also known as a "Hotdog Fold".



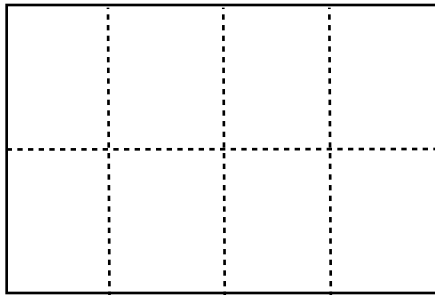
3. Fold in half again.



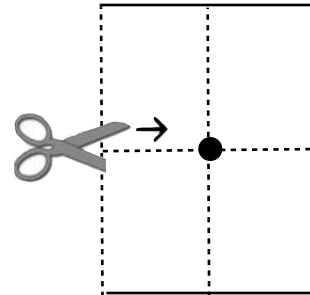
4. Fold in half again.



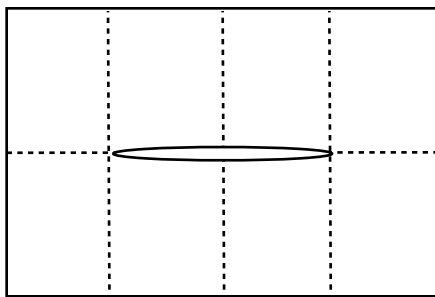
5. Now you have a very small folded sheet of paper. But it isn't a book yet.



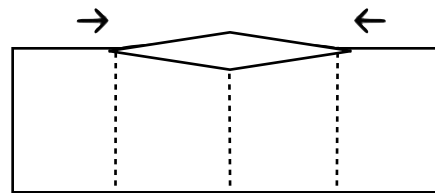
6. Unfold everything. Now it is a big sheet of paper with lots of fold lines.



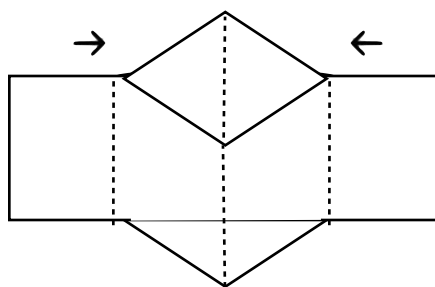
7. Fold in half in the middle- this time a "Hamburger Fold". Make a mark with your pencil in the center of the folded sheet. Take your scissors and cut from the *folded edge* to the center dot. Stop cutting at the dot!



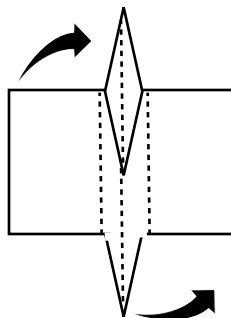
8. Unfold your sheet of paper. It should look like this with an open slit in the middle. Fold it in half length-wise again. (Hotdog Fold.)



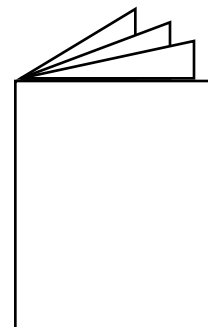
9. Push folded edges towards center allowing the slit to open up into a diamond shape.



10. Keep pushing edges together until diamond becomes a slit again, perpendicular to folded edges.



11. Fold one edge toward slit and the opposite slit toward folded edge.



12. Be sure to go over the creases to make them sharp. Now you have a small six-page book!